

Binocular Loupes

HIGH MAGNIFICATION AND SHARP, CRISP IMAGES WITH POWERFUL LED ILLUMINATION

HEINE binocular loupes set a benchmark for design, hightech materials and precise manufacturing methods. They provide exceptional image quality and edge-to-edge definition and a large field of view.

Various magnifications (from 2.3x to 6x), working distances, wearing modes (unique S-FRAME, Lightweight Headband and Headband Professional L) and LED LoupeLight illumination systems are available. They provide homogeneous, reflex-free illumination even in deep cavities. State-of-the-art LED technology and design!

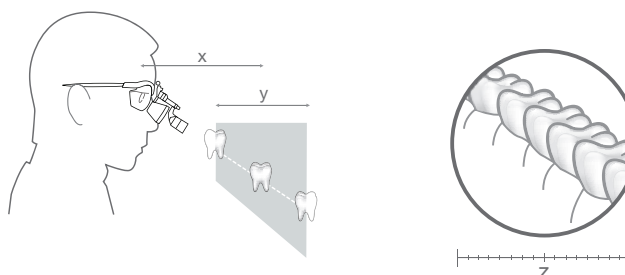
HEINE Binocular Loupes are used in many disciplines: e.g. General Medicine, Dermatology, Surgery, Cosmetic Surgery, Neurosurgery, ENT, Ophthalmology, Veterinary Medicine, Dentistry etc.



HEINE Binocular Loupes Introduction

Definitions:

- **Working distance (x)**
The distance, at which the optics of a loupe are sharply-focused.
- **Depth of field (y)**
The range over which the image remains sharply-focused.
- **Field of view (z)**
The area that can be seen under magnification at the nominal working distance.



How to choose the correct Loupe:

- **Choose your magnification**
Choose the lowest magnification that meets your needs. The lower the magnification, the larger the field of view and the easier the loupe will be to use.
- **Choose your optics**
 - HR:** High-Resolution achromatic optics with excellent optical qualities.
 - HRP:** High Resolution Prismatic optics with excellent optical qualities for 3.5x magnification and higher.
 - HR-C:** Compact and lightweight optics with good optical qualities.
 - C:** Economy.
- **Choose your working distance**
This is an individual choice depending on the examiner's size and working position. The longer the working distance, the bigger the field of view.
- **Choose your mounting option**
Spectacle frame or Headband.
- **Add illumination**
Coaxial bright light is especially-important when using magnification.

HEINE Binocular Loupes

	HR	HRP	HR-C	C
				 C 2.3K C 2.3
Magnification				
2.3x				<input type="checkbox"/>
2.5x	<input type="checkbox"/>		<input type="checkbox"/>	
3.5x		<input type="checkbox"/>		
4x		<input type="checkbox"/>		
6x		<input type="checkbox"/>		
Working distance				
250mm (with close-up lenses)	<input type="checkbox"/>	--	--	--
340mm	<input type="checkbox"/>	<input type="checkbox"/>	<input type="checkbox"/>	<input type="checkbox"/>
420mm	<input type="checkbox"/>	<input type="checkbox"/>	<input type="checkbox"/>	--
450mm	--	--	--	<input type="checkbox"/>
520mm	<input type="checkbox"/>	--	--	--
Mounting options				
S-FRAME				
	<input type="checkbox"/>	<input type="checkbox"/>	<input type="checkbox"/>	--
Lightweight Headband				
	--	--	<input type="checkbox"/>	<input type="checkbox"/>
Professional Headband				
	<input type="checkbox"/>	<input type="checkbox"/>	--	--
Simple Metal Frame				
	--	--	--	<input type="checkbox"/>
Accessories				
Close-up Lenses*	<input type="checkbox"/> (for 340mm)	--	--	--
Protective Lenses	<input type="checkbox"/>	<input type="checkbox"/>	--	<input type="checkbox"/>
LED LoupeLight (Pages 127 / 128)				
	<input type="checkbox"/>	<input type="checkbox"/>	<input type="checkbox"/>	--
Features				
i-View Function**	<input type="checkbox"/>	<input type="checkbox"/>	--	--
Modular	<input type="checkbox"/>	<input type="checkbox"/>	<input type="checkbox"/>	--
Water-resistant	<input type="checkbox"/>	<input type="checkbox"/>	<input type="checkbox"/>	--
Achromatic Optics	<input type="checkbox"/>	<input type="checkbox"/>	--	--
Optional Prescription Correction	<input type="checkbox"/>	<input type="checkbox"/>	<input type="checkbox"/>	--
Page	118 – 119	120 – 121	122	123

* To reduce the working distance to 250mm.

** i-View function: Provides any angle of view and flips up the optics independently of the illumination beam.



HEINE® HR 2.5x High Resolution Binocular Loupes with i-View loupe mount



∴ Multi-coated Achromatic Optics

∴ Exceptional Focal Range

∴ Crisp, High-Resolution Image

∴ Unique i-View Loupe Mount

HR 2.5x Optics with i-View

- ∴ **Achromatic optics** for crisp, bright images with colour-correction.
- ∴ **Lightweight** (51 g).
- ∴ **Water-resistant.**
- ∴ **Independent adjustment** of left and right optics for perfect PD adjustment.
- ∴ **High magnification** with a large field of view and excellent depth of field.
- ∴ **i-View loupe mount** provides any angle of view and flips up the optics independently of the optional LED LoupeLight.

HR 2.5x Specifications

Working distance in mm	340	420	520
Field of view in mm	90	130	180
Depth of field in mm	110	180	260



Optional clip-in correction frame

Mounting Options:

∴ HEINE S-FRAME®

- ∴ **Maximum comfort** with a modern, ergonomic design.
- ∴ **Malleable temples and nose pad** can be customized to fit any face perfectly.
- ∴ **Innovative materials** – Carbon-Kinetium reduces weight (24 g).
- ∴ **Tough polycarbonate protective lenses.**
- ∴ **Optional clip-in correction frame** for prescription lenses.



Professional L Headband with S-GUARD

∴ HEINE® Professional L Headband with S-GUARD®

- ∴ **S-GUARD splash protection.**
- ∴ **Ergonomic nose pad** for comfort during long procedures.
- ∴ **Fully-adjustable for height and width to fit any head.**
- ∴ **Hygienic and comfortable leather cushions.**
- ∴ **Optional clip-in correction Frame** for prescription lenses.



Professional L Headband without S-GUARD

∴ HEINE® Professional L Headband without S-GUARD®

- ∴ **Ideal for spectacle-wearers in combination with their own spectacles.**
- ∴ **Ergonomic nose pad** for comfort during long procedures.
- ∴ **Fully-adjustable for height and width to fit any head.**
- ∴ **Hygienic and comfortable leather cushions.**

HEINE® HR 2.5x High Resolution Binocular Loupes
with i-View loupe mount



Set A



Set B
with S-GUARD



Set C
without
S-GUARD

HR 2.5x Sets with i-View loupe mount

Working distance in mm	340	420	520
Set A: HR 2.5x optics with i-View on S-FRAME Protective lenses 2 sterilisable swivel levers Retaining cord Cleaning fluid Cleaning cloth Carrying case	C-000.32.355	C-000.32.356	C-000.32.567
Set B: HR 2.5x optics with i-View on Professional L Headband S-GUARD splash protection Protective lenses 2 sterilisable swivel levers Cleaning fluid Cleaning cloth	C-000.32.365	C-000.32.366	C-000.32.367
Set C (without S-GUARD): HR 2.5x optics with i-View on Professional L Headband Protective lenses 2 sterilisable swivel levers	C-000.32.865	C-000.32.866	C-000.32.867

For details of accessories and LED LoupeLight see pages 125 – 128.



HEINE® HRP High Resolution Prismatic Binocular Loupes with i-View loupe mount



HRP Optics with i-View

- ∴ **Achromatic optics** for crisp, bright images from edge to edge.
- ∴ **Lightweight** (85g).
- ∴ **Water-resistant.**
- ∴ **Independent adjustment** of left and right optics for perfect PD adjustment.
- ∴ **Highest magnification:** Choice of 3.5x, 4x and 6x.
- ∴ **i-View loupe mount** provides any angle of view and flips up the optics independently of the optional LED LoupeLight.

- ∴ **Multi-coated Achromatic Optics**
- ∴ **Prismatic for highest magnification**
- ∴ **Crisp, High-Resolution Image**
- ∴ **Unique i-View Loupe Mount**

HRP Specifications

Working distance in mm	HRP 3.5x/420	HRP 4x/340	HRP 6x/340
Field of view in mm	65	50	40
Depth of field in mm	60	40	30

Mounting Options:



∴ HEINE S-FRAME®

- ∴ **Maximum comfort** with a modern, ergonomic design.
- ∴ **Malleable temples and nose pad** can be customized to fit any face perfectly.
- ∴ **Innovative materials** – Carbon-Kinetium reduces weight (24g).
- ∴ **Tough polycarbonate protective lenses.**
- ∴ **Optional clip-in correction frame** for prescription lenses.



∴ HEINE® Professional L Headband with S-GUARD®

- ∴ **S-GUARD splash protection.**
- ∴ **Ergonomic nose pad** for comfort during long procedures.
- ∴ **Fully-adjustable for height and width to fit any head.**
- ∴ **Hygienic and comfortable leather cushions.**
- ∴ **Optional clip-in correction Frame** for prescription lenses.



HEINE® Professional L Headband without S-GUARD®

- ∴ **Ideal for spectacle-wearers in combination with their own spectacles.**
- ∴ **Ergonomic nose pad** for comfort during long procedures.
- ∴ **Fully-adjustable for height and width to fit any head.**
- ∴ **Hygienic and comfortable leather cushions.**

HEINE® HRP High Resolution Prismatic Binocular Loupes
with i-View loupe mount



Set A



Set B
with S-GUARD



Set C
without
S-GUARD

HRP Sets with i-View

Working distance in mm	HRP 3.5x/420	HRP 4x/340	HRP 6x/340
Set A: HRP optics with i-View on S-FRAME Protective lenses 2 sterilisable swivel levers Retaining cord Cleaning fluid Cleaning cloth Carrying case	C-000.32.430	C-000.32.431	C-000.32.432
Set B: HRP optics with i-View on Professional L Headband S-GUARD splash protection Protective lenses 2 sterilisable swivel levers Cleaning fluid Cleaning cloth	C-000.32.440	C-000.32.441	C-000.32.442
Set C (without S-GUARD): HRP optics with i-View on Professional L Headband Protective lenses 2 sterilisable swivel levers	C-000.32.840	C-000.32.841	C-000.32.842

For details of accessories and LED LoupelLight see pages 125 – 128.



HEINE® HR-C 2.5x High Resolution Binocular Loupes
with rigid loupe mount



- ∴ Multi-coated Optics
- ∴ Compact and lightweight

HR-C 2.5x Optics

- ∴ **Multi-coated optics** for crisp, bright images.
- ∴ **Super-compact lightweight** (17g).
- ∴ **Water-resistant.**
- ∴ **Independent adjustment** of left and right optics for perfect PD adjustment.

HR-C 2.5x Specifications

Working distance in mm	340	420
Field of view in mm	60	70
Depth of field in mm	110	140



Optional clip-in correction frame

Mounting Option:

∴ HEINE S-FRAME®

- ∴ **Maximum comfort** with a modern, ergonomic design.
- ∴ **Malleable temples and nose pad** can be customized to fit any face perfectly.
- ∴ **Innovative materials** – Carbon-Kinetium reduces weight (24g).
- ∴ **Tough polycarbonate protective lenses.**
- ∴ **Optional clip-in correction frame** for prescription lenses.

The HEINE Lightweight Headband is available as an option. See page 125 for ordering information.



HR-C 2.5x Set with rigid loupe mount

Working distance in mm	340	420
HR-C 2.5x optics	C-000.32.290	C-000.32.291
S-FRAME		
2 sterilisable swivel levers		
Retaining cord		
Cleaning fluid		
Cleaning cloth		
Carrying case		

For details of accessories and LED LoupeLight see pages 125 – 128.

HEINE® C 2.3 Binocular Loupes

The cost-effective all-purpose loupe

Ideal for dental laboratories and general medical examination.



C 2.3

- ∴ **Crisp, clear images.** Multi-coated, scratch-resistant silica glass lenses produce crisp, clear images.
- ∴ **Flexibility for precise adjustment.** Independently adjustable PD controls ensure precise alignment of the optics.
- ∴ **Super lightweight and comfortable – only 46g.** Flexible coil temples wrap-around to fit the user's anatomy securely and comfortably. Spring-loaded temples will adjust to the user's anatomy. Lightweight metal frame.
- ∴ **The ideal all-purpose loupe.** The feather-light weight, low-profile design and low cost of the C 2.3 loupe make it the ideal all-purpose loupe.
- ∴ **Working distance.** 340mm or 450mm (13 or 18 inches).
- ∴ Also available as C2.3K on Lightweight Headband.



C 2.3K

Specifications	C 2.3x/ 340mm	C 2.3x/ 450mm
Magnification	2.3x	2.3x
Working distance	340mm	450mm
Field of view dia.	110mm	130mm
Weight	46g	46g
Depth of Field	120mm	190mm

User's refractive error	Effective working distance C 2.3x/ 340mm	Effective working distance C 2.3x/ 450mm
+2	440mm	670mm
+1	390mm	560mm
0	340mm	450mm
-1	300mm	420mm
-2	270mm	370mm

Important information for those who wear glasses:

The C 2.3K Series loupe can also be worn without the use of spectacles. Should you prefer to examine without glasses, the charts illustrate how your refractive error will affect the loupe working distance. If you are unsure of your prescription, please consult your eye care provider.

C 2.3/C 2.3K Binocular Loupes	
C 2.3/340 Loupe in case	C-000.32.039
C 2.3/450 Loupe in case	C-000.32.202
C 2.3K/340 Headband Loupe in case	C-000.32.230
C 2.3K/450 Headband Loupe in case	C-000.32.231

Accessories



C 2.3/C 2.3K Binocular Loupe Accessories	
Protective case for the C 2.3 Loupes and accessories	C-000.32.038
Detachable protective lenses for C 2.3 and C 2.3K. To protect the optics. Can be sterilized by conventional methods.	C-000.32.097



HEINE Binocular Loupes

Ordering Information



Optics with i-View loupe mount for S-FRAME in carrying case			
Working distance in mm	340 mm	420 mm	520 mm
HR 2.5x	C-000.32.595	C-000.32.596	C-000.32.597
HRP 3.5x		C-000.32.720	
HRP 4x	C-000.32.721		
HRP 6x	C-000.32.722		



Optics with i-View and S-GUARD for Professional L Headband			
Working distance in mm	340 mm	420 mm	520 mm
HR 2.5x	C-000.32.585	C-000.32.586	C-000.32.587
HRP 3.5x		C-000.32.710	
HRP 4x	C-000.32.711		
HRP 6x	C-000.32.712		



Optics with i-View for Professional L Headband (without S-GUARD)			
Working distance in mm	340 mm	420 mm	520 mm
HR 2.5x	C-000.32.733	C-000.32.734	C-000.32.735
HRP 3.5x		C-000.32.736	
HRP 4x	C-000.32.737		
HRP 6x	C-000.32.738		



Optics with rigid loupe mount for S-FRAME and LIGHTWEIGHT HEADBAND			
Working distance in mm	340 mm	420 mm	520 mm
HR-C 2.5x	C-000.32.265	C-000.32.266	

HEINE Binocular Loupes Accessories

Ordering Information



Mounting options

S-FRAME*

For HR-, HRP-, HR-C Binocular Loupes incl. retaining cord and cleaning fluid

C-000.32.302

* with protective lenses, large (lg).

Professional L Headband

For HR and HRP optics

C-000.32.549

Lightweight Headband

For HR-C optics with rigid loupe mount

C-000.32.516



[01]

[02]

Accessories for optics

HR Close-up Lenses in case

HR 2.5x/340mm to 250mm. The close-up lenses reduce the working distance of the binocular loupes.

Close-up Lenses for HR 2.5x/340mm optics

C-000.32.523

Protective Lenses

To protect the optics of the HR and the HRP loupes

Protective Lenses for HR loupes (5 pairs) [01]

C-000.32.537

Protective Lenses for HRP loupes [02]

C-000.32.027



[03]

[04]

Sterilisable Swivel Levers

For HR and HRP loupes with i-View [03]

C-000.32.551

For HR-C loupes with rigid loupe mount [04]


C-000.32.524



Carrying Case

For Binocular Loupe optics or for all sets with S-FRAME

C-000.32.552



Miscellaneous accessories

Universal Clip

For HR-C optics with rigid loupe mount to fit any spectacles

C-000.32.518

Dental Adapter

For HR-C optics with rigid loupe mount. For a viewing direction from 20° to 35°. It prevents neck and back strain due to poor posture.

C-000.32.528



HEINE Binocular Loupes Accessories

Ordering Information

**Accessories for S-FRAME**

S-FRAME retaining cord	C-000.32.305
-------------------------------	---------------------



S-FRAME replacement part set with side rubbers, nose pad (1 piece) and screw	C-000.32.308
--	---------------------



Clip-in correction frame for prescription lenses	C-000.32.309
--	---------------------



Protective lenses, large (lg), 1 pair (Standard)	C-000.32.306
---	---------------------



Protective lenses, small (sm), 1 pair	C-000.32.307
--	---------------------

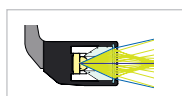
Cleaning fluid for lenses, pack of 2	C-000.32.542
---	---------------------

HEINE® LED LoupeLight

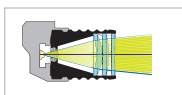
Compact LED LoupeLight, ideal for ENT and dental use



- ⌘ Light
- ⌘ Coaxial shadow-free illumination
- ⌘ Up to 40,000 lux/25cm distance



Conventional System [01]



HEINE Precision Lens System [02]



- ⌘ **Advanced LED Technology.** White, homogeneous light, ideal for all surgical and dental applications.
- ⌘ **Coaxial Illumination.** Shadow-free illumination of cavities, ideal for ENT and dental applications. Perfect coaxial viewing with all compatible HEINE Loupes.
- ⌘ **Compact, lightweight (24g).** Ensures perfect comfort.
- ⌘ **Aluminium housing.** Compact and long lasting with advanced heat management.
- ⌘ Waterproof design. Easy to clean.
- ⌘ **Individual adjustment of the angle of view.** The right angle for every situation.
- ⌘ **Optional yellow filter** reduces blue light. Avoids premature hardening of composites.

Technical Specification

Illumination	Up to 40,000 lux at a working distance of 250 mm
Colour Temperature	6,250 Kelvin
LED Operating Life	1 W Super-High Output LED rated at up to 50,000 hours operating life
Spot Size	The illuminated field is designed to complement the HR/HRP loupes. 81 mm dia. at 420 mm, 95 mm dia. at 520 mm working distance
Angle of Declination	Stepless and individually adjustable for every examination
Operating Time	17 hours (with mPack LL)

- ⌘ **Precision multiple lens optical system** consisting of four high-quality lenses. Completely homogeneous illumination of the whole field of view and a clearly defined light spot.

HEINE® mPack LL

Power Source




- ⌘ **Portable power pack.** Does not tie the user to desk, wall or static power supplies.
- ⌘ **Li-ion Technology.** Triple capacity compared with current NiCd systems. No memory effect, autonomy for 17 hours.
- ⌘ **Fast Charge.** Charges to full capacity in 2 hours.
- ⌘ **Charge Status Display.** Always lets you know how much charge you have left.
- ⌘ **Stepless light intensity control.** Optimum brightness setting prevents reflexes.
- ⌘ **Flexible Charging Options:** EN 50 desk and wall charger or plug-in transformer.
- ⌘ **Intelligent.** Can be used as mains power supply even while in “charge” mode.
- ⌘ **100 – 240 V Compatible Transformer** incl. 4 plugs for world wide compatibility.

For the optional EN50 table/wall unit please see page 151.



HEINE® LED LoupeLight and Accessories

Ordering Information



[01]

[02]



[03]



[01]



[02]

LED LoupeLight

LED LoupeLight for HR/HRP Loupes with i-View loupe mount [01]	C-008.32.236
LED LoupeLight for HR-C Loupes with rigid loupe mount [02]	C-008.32.238

Detachable Yellow Filter [03]	C-000.32.241
-------------------------------	--------------

LED LoupeLight with Power Source

	For i-View loupe mount (HR / HRP)	For rigid loupe mount (HR-C)
LED LoupeLight with mPack LL and EN50 [01]	C-008.32.381	C-008.32.382
LED LoupeLight with mPack LL and plug-in transformer [02]	C-008.32.384	C-008.32.385



LED LoupeLight Sets with HR Binocular Loupes

Magnification and working distance in mm	HR 2.5x/340	HR 2.5x/420	HR 2.5x/520
HR 2.5x optics with i-View on S-FRAME LED LoupeLight Detachable Yellow Filter mPack LL Charger EN 50 Protective lenses 2 sterilisable levers Retaining cord Cleaning fluid Cleaning cloth Carrying case	C-008.32.355	C-008.32.356	C-008.32.357



LED LoupeLight Sets with HRP Binocular Loupes

Magnification and working distance in mm	HRP 3.5x/420	HRP 4x/340	HRP 6x/340
HRP optics with i-View on S-FRAME LED LoupeLight Detachable Yellow Filter mPack LL Charger EN 50 Protective lenses 2 sterilisable levers Retaining cord Cleaning fluid Cleaning cloth Carrying case	C-008.32.430	C-008.32.431	C-008.32.432